

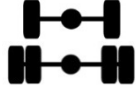



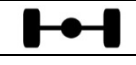

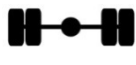



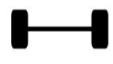

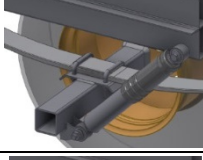
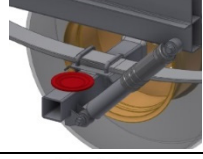

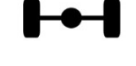








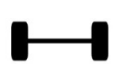

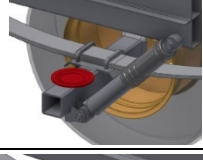
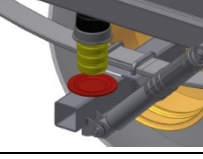
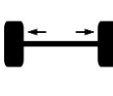






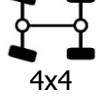
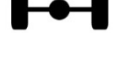





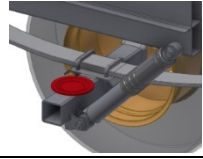
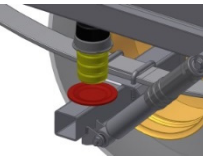




















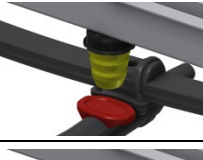





VEICOLO VEHICLE	TRAZIONE WHEEL DRIVE	RUOTA WHEELS	ASSALE AXLE	DETTAGLI VEICOLO VEHICLE DETAILS	CODICE PRODOTTO PRODUCT CODE	
 → 1991	 Trazione posteriore <i>Rear wheel drive</i>				583005 / 4.0051	
 1992 ÷ 2000	 Trazione posteriore <i>Rear wheel drive</i>				583003 / 4.0031	
				1992 ÷ 1994	583004 / 4.0041	
				1995 ÷ 2000	583023 / 4.0231	
 2000 ÷ 2006	 Trazione anteriore <i>Front wheel drive</i>			 Senza piattello sul ponte <i>Without round plate on axle</i>	583511 / 4.5111	
				 Piattello sul ponte <i>Round plate on axle</i>	583008 / 4.0081	
	 Trazione posteriore <i>Rear wheel drive</i>			 TELAIO / CHASSIS H = 140 mm	583014 / 4.0141	
				 Tampone con 1 o 2 viti <i>Rebound pad with 1 or 2 screws</i>	583518 / 4.5181	
				 TELAIO / CHASSIS H = 105 mm	583510 / 4.5101	
				 TELAIO / CHASSIS H = 140 mm	583014 / 4.0141	
				 TELAIO / CHASSIS H = 120 mm	583115 / 4.1151	
	 2006 ÷ 2014	 Trazione anteriore <i>Front wheel drive</i>			 Piattello sul ponte <i>Round plate on axle</i>	583520 / 4.5201
					 Piattello sul ponte e distanziale tra tampone e telaio <i>Rebound pad spacer and plate on axle</i>	583509 / 4.5091 40850991 (versione rinforzata) <i>(reinforced version)</i>
 Carreggiata allargata <i>Enlarged carriage</i>					40853601 40853691 (versione rinforzata) <i>(reinforced version)</i>	
 Trazione posteriore <i>Rear wheel drive</i>				 TELAIO / CHASSIS H = 105 mm	583510 / 4.5101 40851091 (versione rinforzata) <i>(reinforced version)</i>	
				 TELAIO / CHASSIS H = 120 mm	583115 / 4.1151	
				 Cassone ribaltabile <i>Tipper Truck</i>	583116 / 4.1161	
					40853701	
 4x4						

VEICOLO VEHICLE	TRAZIONE WHEEL DRIVE	RUOTA WHEELS	ASSALE AXLE	DETTAGLI VEICOLO VEHICLE DETAILS	CODICE PRODOTTO PRODUCT CODE
 2014 →	 Trazione anteriore <i>Front wheel drive</i>			 Piattello sul ponte <i>Round plate on axle</i>	40800401
				 Piattello sul ponte e distanziale tra tamponi e telaio <i>Rebound pad spacer            and plate on axle</i>	40800301 40800391 (versione rinforzata) (reinforced version)
 2014 →	 Trazione posteriore <i>Rear wheel drive</i>			 Piattello tondo sul ponte <i>Round plate on axle</i>	40800601
				 Piattello tondo sul ponte <i>Round plate on axle</i>	40800201
 2014 →	 Trazione posteriore <i>Rear wheel drive</i>			 Piattello tondo sul ponte - Cassone ribaltabile <i>Round plate on axle -            Tipper Truck</i>	40800241
 2017 →	 Trazione posteriore <i>Rear wheel drive</i>			 Piattello ovale sul ponte <i>Oval plate on axle</i>	40800901
				 Piattello ovale sul ponte <i>Oval plate on axle</i>	40800801
				 Piattello ovale sul ponte - Cassone ribaltabile <i>Oval plate on axle -            Tipper Truck</i>	40800841